

PIPE DIAMETER	TRENCH	DEPTH OF BEDDING
100	500	100
150	600	200
200	600	200
250	750	200
300	750	200
350	750	200
400	900	200
450	900	200

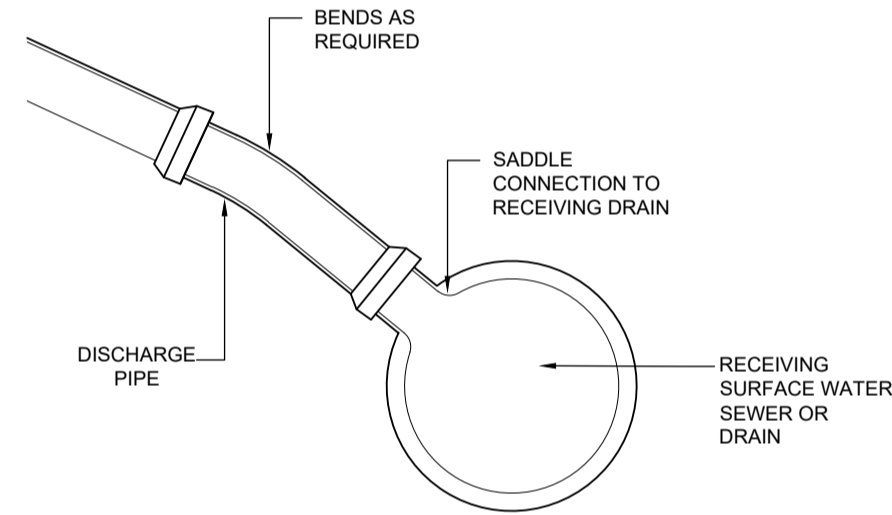
Backfill requirements

- under existing pavement and paved areas, backfill with concrete mix ST4;
- under pavement and paved areas, backfill with Class SF2 material;
- under landscape areas, backfill with selected excavated material.

Bed and surround with sand in accordance with granular material in accordance with Clause 503.3(i) of the Specification;

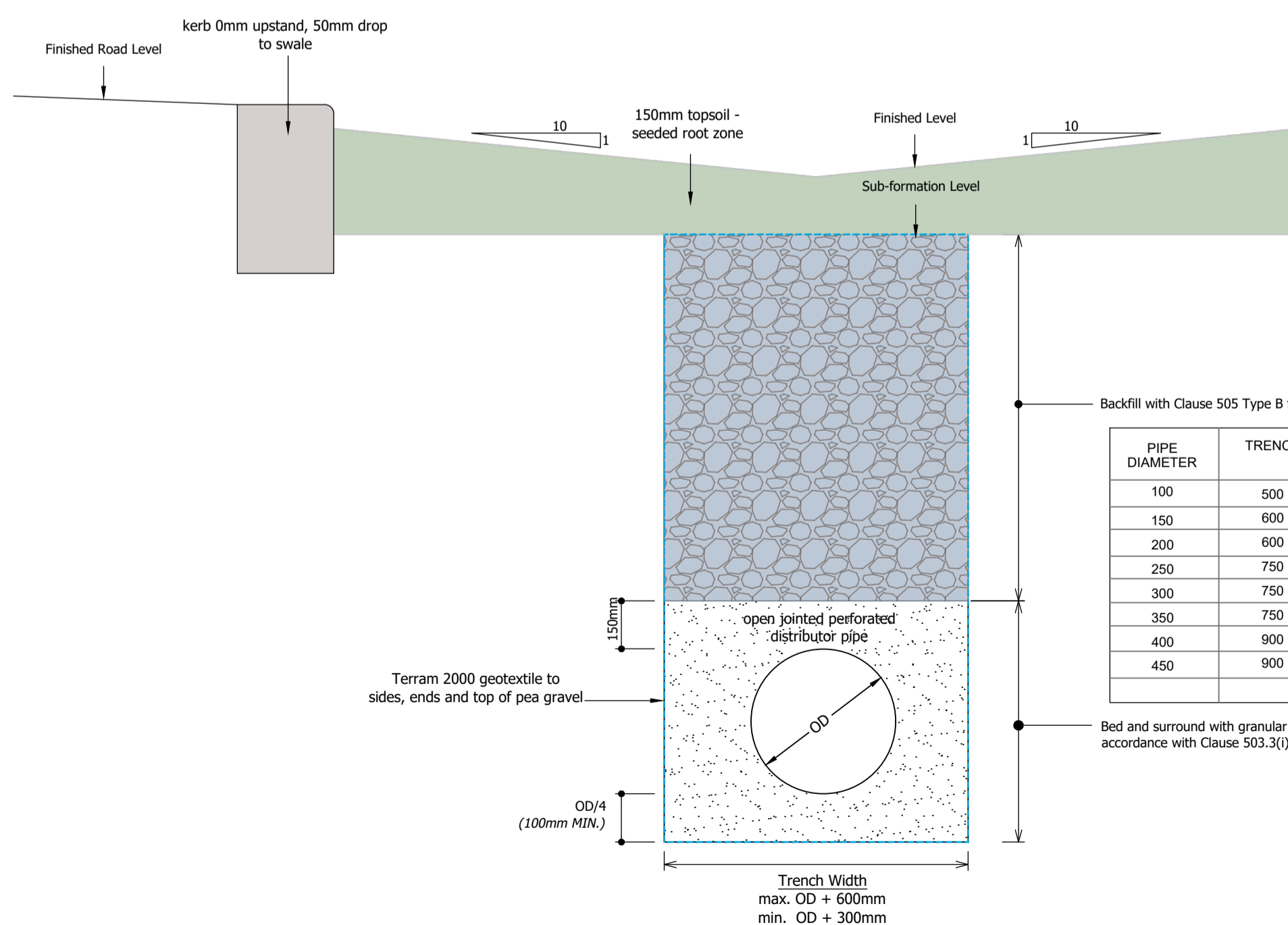
DETAIL D1

Trench Detail for Surface Water Drains and Sewers



DETAIL D3

Saddle Connection from Gully Discharge Pipe to Surface Water Sewer

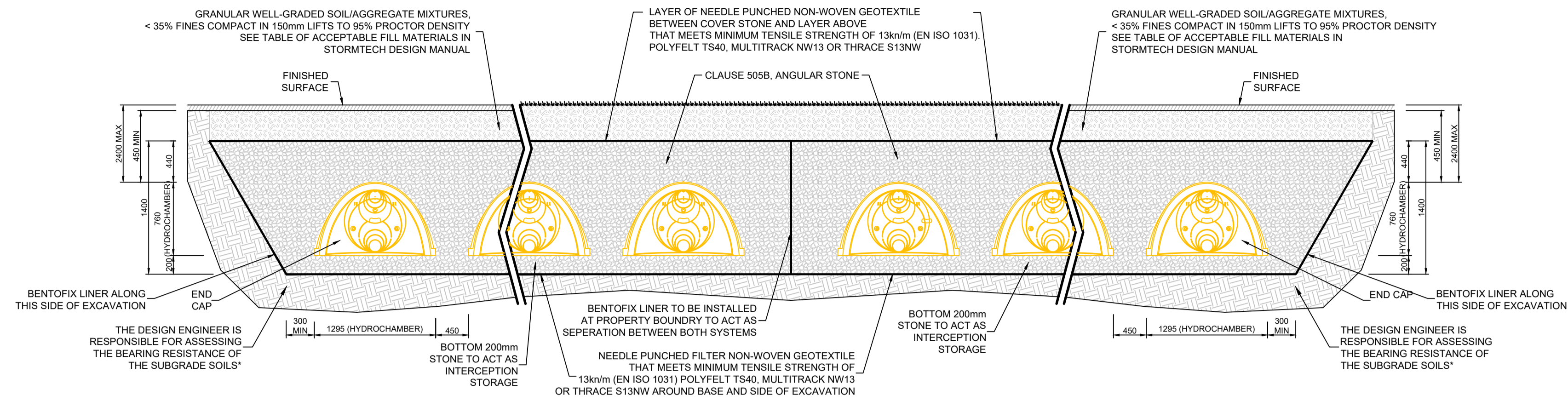


DETAIL D16
Trench Detail for Dry Swale

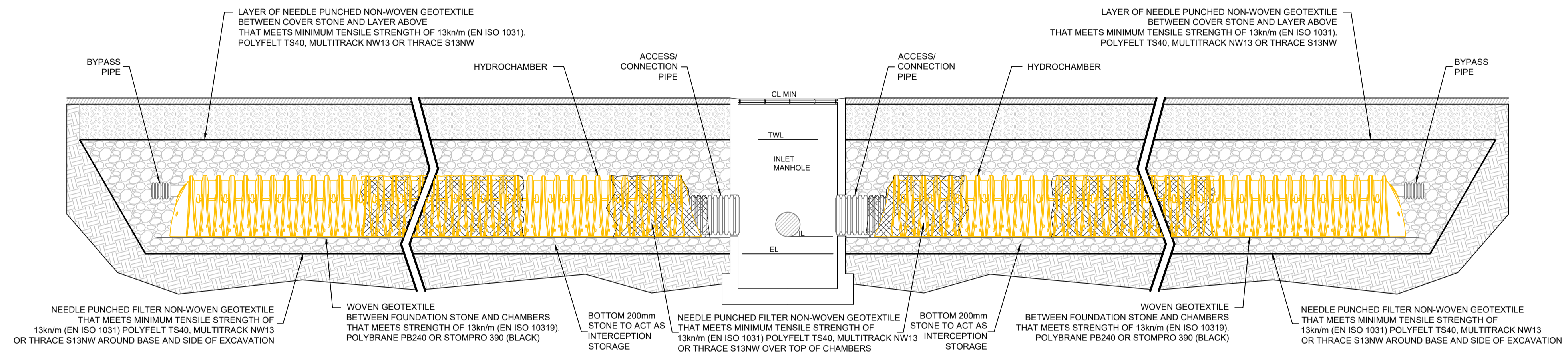
PIPE DIAMETER	TRENCH	DEPTH OF BEDDING
100	500	100
150	600	200
200	600	200
250	750	200
300	750	200
350	750	200
400	900	200
450	900	200

Backfill with Clause 505 Type B filter material

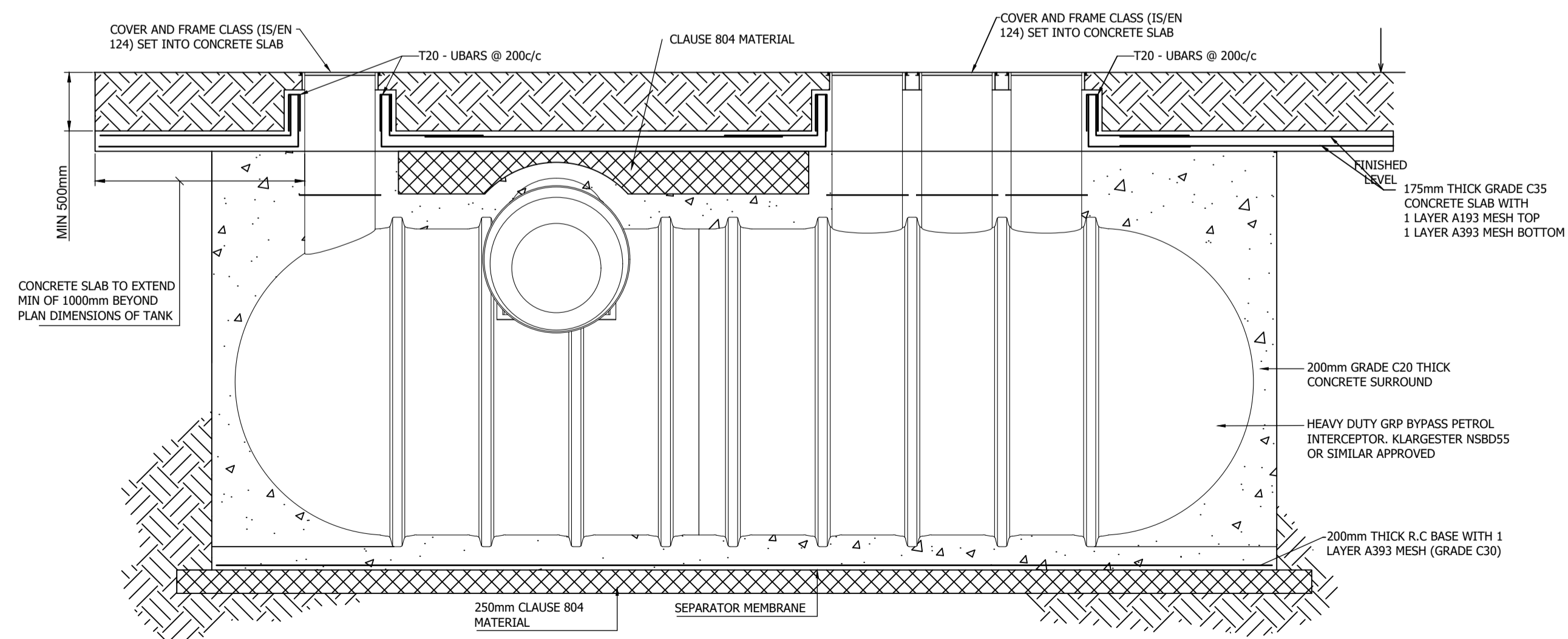
Bed and surround with granular material in accordance with Clause 503.3(i) of the Specification;



DETAIL D7
HYDROCHAMBERS - ELEVATION



DETAIL D7
HYDROCHAMBERS - SECTION



DETAIL D5
Installation of Separators

OS mapping reproduced under licence.

This drawing is not to be reproduced without the written permission of Kilgallen and Partners. Copyright.

REV	DATE	BY	DETAILS
PL2	05/04/23	SC	Issued for LRD application
PL1	10/10/22	SC	Issued for pre-planning consultation

STATUS
FOR PLANNING APPLICATION PURPOSES ONLY. NOT TO BE USED FOR ANY OTHER PURPOSE.

CLIENT
JOHN FLANAGAN DEVELOPMENTS

PROJECT
PUTTAGHAN LANDS, TULLAMORE

TITLE
SURFACE WATER INFRASTRUCTURE - STANDARD DETAILS

KILGALLEN & PARTNERS
CONSULTING ENGINEERS
E-mail: Info@kilgallen.ie, Web: www.kilgallen.ie

KYLEXPREE
WELL ROAD
PORTLADISE
T +353 56 866 2860

DANVILLE BUSINESS PARK
KILKENNY
+353 56 777 01090

DRN:	DRAWING NO.:	REV.:
SC	22009-C-DR-205	PL2
CHKD:	SCALE:	SIZE:
PB	Not to Scale @ A1	A1
DATE:	06/10/2022	